



केन्द्रीय माध्यमिक शिक्षा बोर्ड

(शिक्षा मंत्रालय, भारत सरकार के अधीन एक स्वायत्त संगठन)

CENTRAL BOARD OF SECONDARY EDUCATION

(An Autonomous Organisation under the Ministry of Education, Govt. of India)



No: CBSE/IT/HQ/2024

DATE: 03.05.2024

CIRCULAR

To,

The Principal/Head
All Schools affiliated to CBSE

Subject: Access Code for DigiLocker accounts of Class X and XII students to access their Digital Academic Documents (Marksheets cum Certificates & Migration Certificates) pertaining to Board results – 2024 exam.

Dear Sir/ Madam,

Greetings!

You are aware that for the past several years, CBSE in technical collaboration with NeGD has been opening DigiLocker accounts for Class X and XII students every year in advance to provide digital academic documents through CBSE's digital academic repository, "Parinam Manjusha," immediately after the declaration of result.

In order to further strengthen security & privacy of students' data, CBSE introduced a **6-digit Access Code based activation** for students' DigiLocker accounts. After activation of DigiLocker accounts, students can access their Digital Academic Documents under the 'Issued Documents' section.

The results of Board Exam-2024 will be declared shortly. The student wise **Access Code** file is being made available to Schools in their DigiLocker accounts from where schools can download and disseminate **Access Code** to individual students.

Schools can follow the below mentioned steps to download the **Access Code** file for their students.

Step 1: School will go to the link-: <https://cbse.digitallocker.gov.in/public/auth/login> and login using the LOC credentials and select 'Login as School' from the dropdown as shown below.



"शिक्षा केन्द्र", 2, सामुदायिक केन्द्र, प्रीत विहार, दिल्ली-110092
"SHIKSHA KENDRA" 2, COMMUNITY CENTRE, PREET VIHAR, DELHI-110092

Phone (off.) : 011-22509256-59, 22041807-08, Website: www.cbse.gov.in, www.cbse.nic.in





केन्द्रीय माध्यमिक शिक्षा बोर्ड

(शिक्षा मंत्रालय, भारत सरकार के अधीन एक स्वायत्त संगठन)

CENTRAL BOARD OF SECONDARY EDUCATION

(An Autonomous Organisation under the Ministry of Education, Govt. of India)



Step 2: Click on the '**Download Access Code file**' option on the left panel of the screen. A new screen will appear from where schools can download the PIN:

- For Class X students - Click on **Download Access Code for Class X**
- For Class XII students - Click on **Download Access Code for Class XII**

After downloading the file, school can share the **Access Code** individually with the respective students in a secure manner. Also, a User Manual to guide the students for accessing the DigiLocker is available on the same page. School must download this User Manual and share with the students.

Digilocker access has also been extended to the students of CBSE affiliated schools abroad. The students of these schools can access their Digital academic documents via Digilocker in following ways.

- By visiting the portal <https://results.digilocker.gov.in/>
- By creating a ticket on <https://support.digitallocker.gov.in/> with the category "CBSE International Student 2024"

The link of the User Manual is also available on CBSE website.

Best Wishes

(Dr. Antriksh Johri)

Director (IT & Projects), CISO & CDO



"शिक्षा केन्द्र", 2, सामुदायिक केन्द्र, प्रीत विहार, दिल्ली-110092
"SHIKSHA KENDRA" 2, COMMUNITY CENTRE, PREET VIHAR, DELHI-110092





User Manual

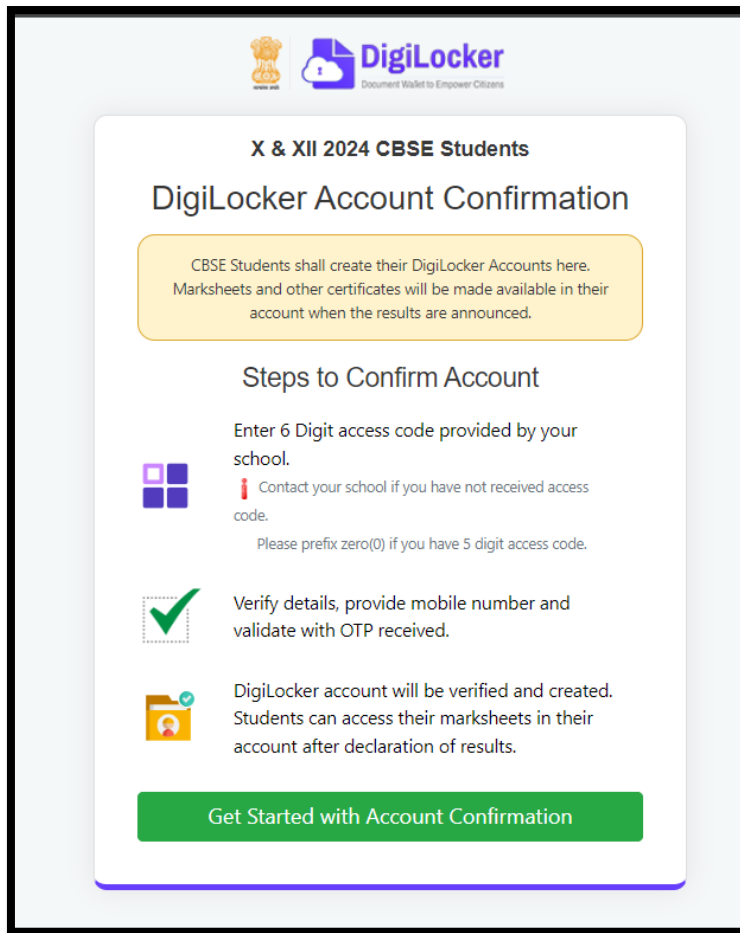
(For Students of CBSE affiliated schools India)

Stepwise User guide to access Class X and XII Marksheets cum
Passing Certificate & Migration Certificate after the declaration
of result.



DigiLockerAccount Confirmation Process

1. Students can visit the URL <https://cbseervices.digilocker.gov.in/activatecbse> for initiation of the DigiLockeraccount confirmation process.
2. Once reached “Read the given instruction carefully and keep the necessary information ready”
→ Click on Get Started with Account Confirmation.



3. To confirm your DigiLocker account you have to select your class first either X or XII →Then, enter your school code, roll number, and 6- digit access code (the access code shall be provided by your school, if not recd please contact your school) →click “Next”

DigiLocker Account Confirmation

Class: X XII

School Code*
Enter your school code.

Roll No*
Enter your roll number.

6 digit access code*
Enter your access code provided by school.

Next

Enter Only numeric Value as a
Access Code

Example: Access code (as given by your school) if Access code is '012345', student should enter only 012345

Your basic details will be shown as under → Enter your ten-digit mobile number → and click on the "Submit" button.

Note: in case of Class XII, you may also be prompted to enter your "Date of Birth"

DigiLocker Account Confirmation

Name : Yashi Gupta
Gender : FEMALE

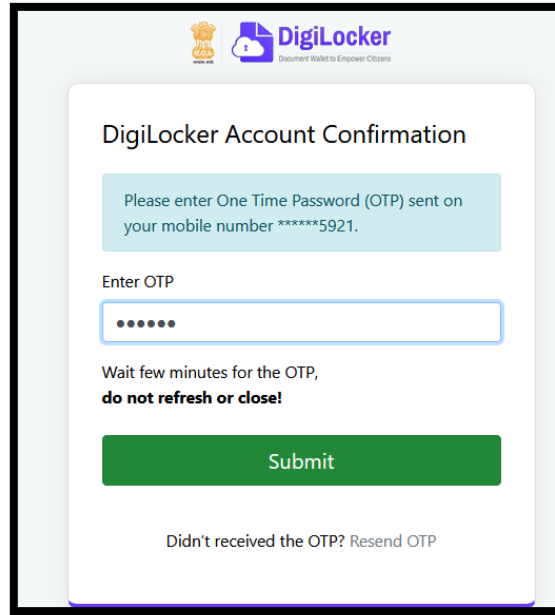
Enter Your Mobile No.
8840565921

Verify your Date of Birth
22 / 12 / 1998

Please enter your date of birth as per your admit card

Submit

4. An OTP will be sent on mobile no entered. Now enter OTP (One time password) received on your mobile number → click on the "Submit" button.



DigiLocker Account Confirmation

Please enter One Time Password (OTP) sent on your mobile number *****5921.

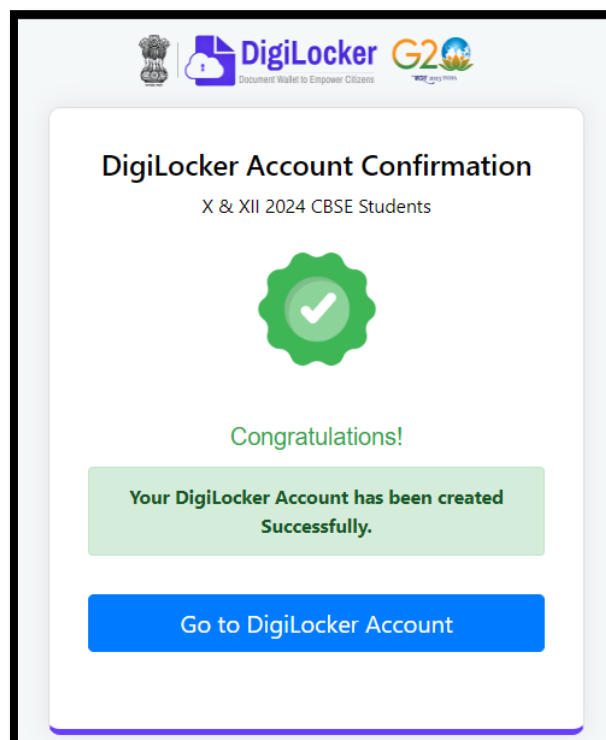
Enter OTP

Wait few minutes for the OTP,
do not refresh or close!

[Submit](#)


[Didn't received the OTP? Resend OTP](#)

5. Your DigiLocker account shall be activated → upon successful confirmation → Click on “Go to DigiLocker account”



DigiLocker Account Confirmation

X & XII 2024 CBSE Students

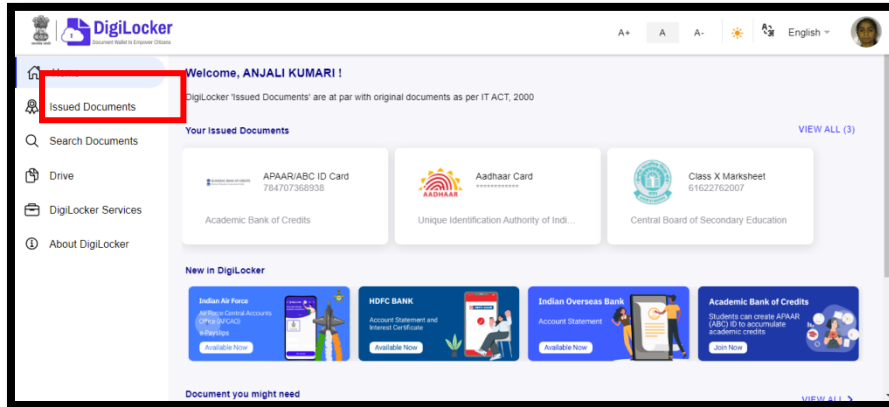


Congratulations!

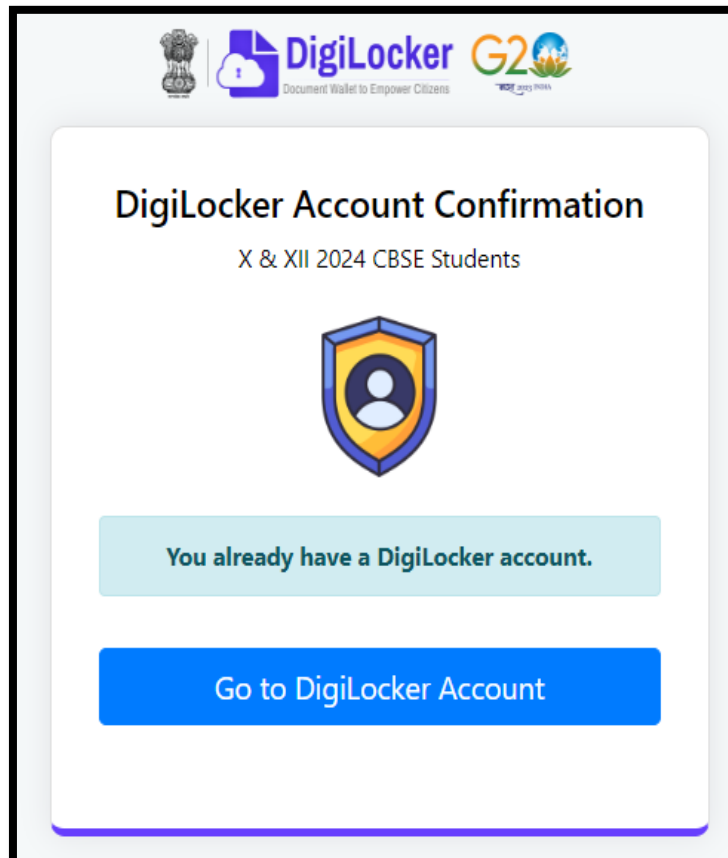
Your DigiLocker Account has been created
Successfully.

[Go to DigiLocker Account](#)

Note: Once the CBSE Results for your class get published, you will view your digital mark sheet cum certificate and migration certificate under the “Issued documents section”.



6. In case, if you are already a registered user of DigiLocker i.e. your mobile number is already registered with DigiLocker, you may be prompted with the following message i.e. “Please click on Go to DigiLocker account”.



Note: For DigiLocker accounts activated using the 6-digit Access code (similar to the above process), the mark sheets are automatically pushed to the issued section. However, for DigiLocker accounts created using the general process (not the above process), the user must search and pull their marksheets by manually entering the search parameter.



CENTRAL BOARD OF SECONDARY EDUCATION
Committed to Equity and Excellence in Education



User Manual

(For Students of CBSE affiliated schools Abroad)

Stepwise User guide to access Class X and XII
Marksheets cum Passing Certificate & Migration
Certificate after the declaration of result.





Guidelines for students outside India

CBSE in technical collaboration with DIC/NeGD, DigiLocker access has also been extended to the students of CBSE affiliated schools abroad. CBSE-2024 students outside India can access their digital marksheets and certificates in the following two ways via DigiLocker after declaration of results:

Option 1: By visiting the portal <https://results.digilocker.gov.in/>

Option 2: By creating a ticket on <https://support.digilocker.gov.in/> with the category “CBSE International Student 2024”

Welcome to DigiLocker Support

In process of our continued efforts to improve the user experience, all your past conversations will be available for your reference in "check ticket status".

Onwards we will encourage you to use our ticket system only. Assure your best of co-operation.

DigiLocker Support,
Government of India

Submit

The various options mentioned are explained below:

Option 1: Follow the steps to access the mark sheet and certificate via portal



A. Visit <https://results.digilocker.gov.in/>

- Enter the required details
- Click on **Submit** as shown in the screenshot below

DigiLocker Issued Certificates are legally valid as per the IT Act, 2000

CENTRAL BOARD OF SECONDARY EDUCATION
Examination 2024- Result

Roll Number*
12345678

Class
X

Date of Birth*
DD/MM/YYYY

I have read and agree to [terms of use](#)

Submit

Get your authentic CBSE digital mark sheet in DigiLocker!

[Access DigiLocker Now](#)

B. You can see your result as shown below.

- Go to the footer as shown in the screenshot and click on the tab 'Click here'



DigiLocker Issued Certificates are legally valid as per the IT Act, 2000

| CENTRAL BOARD OF SECONDARY EDUCATION SECONDARY SCHOOL EXAMINATION (CLASS X) 2024 | | | |
|---|---|-----|-----------|
| ROLL NO | 13100014 | | |
| CANDIDATE NAME | SHUBHAM KUMAR | | |
| MOTHER'S NAME | MAMTA | | |
| FATHER'S NAME | SHASHI KUMAR | | |
| DATE OF BIRTH | 15/02/2005 | | |
| SCHOOL NAME | BAL NIKETAN SR MODEL SCH SECT 37-A CHANDIGARH | | |
| S.CODE | SUBJECT | TH | IA/P.RAC. |
| 184 | ENGLISH LNG & LIT. | 021 | 016 |
| 002 | HINDI COURSE-A | 030 | 012 |
| 241 | MATHEMATICS BASIC | 012 | 013 |
| 086 | SCIENCE | 020 | 013 |
| 087 | SOCIAL SCIENCE | 023 | 012 |
| 004 | PUNJABI | 028 | 011 |

Are you a Foreign CBSE Student?

To get your authentic digital mark sheet on your email [Click here](#)

In case of any query/issue, please contact our [Support](#)



Get your authentic CBSE digital mark sheet in DigiLocker!



Access DigiLocker

Are you a Foreign CBSE Student?

To get your authentic digital mark sheet on your email [Click here](#)

In case of any query/issue, please contact our [Support](#)



C. Enter your **Roll Number, Date of Birth, Phone Number** and **Email ID** then click on **'Submit'**.



DigiLocker Issued Certificates are legally valid as per the IT Act, 2000

Foreign students get CBSE 2024 result on your email

Roll Number*(12345678)

X

Date of Birth* (DD/MM/YYYY)

Phone Number* (xxxxxxxxxx)

Email ID*


I have read and agree to [terms of use](#)

Submit

D. Your digital mark sheet will then be sent to your email address.




DigiLocker Issued Certificates are legally valid as per the IT Act, 2000



Your requested CBSE Mark sheet will be sent
on your email

- or -

You can get it right now in DigiLocker

 Access DigiLocker

Option 3: Students can access the mark sheet and certificate by creating a ticket on <https://support.digitallocker.gov.in/> with the category “CBSE International Student 2024”.



Open a New Ticket

Please fill in the form below to open a new ticket.

Enter Your Full Name

Enter Your Mobile Number for communication

Need Help*

Sub Category *

Sub Category 2 *

Add Details *

< > B I U S L R E P

Please write your issue in detail with screenshot of error.

Drop files here or choose them

Add Details is a required field